

PRIMERITE™ CT012P

12" X 12" AUTOMATIC DRY
SELF-PRIMING TRASH PUMP



APPLICATIONS

Construction

Dewatering

Sewage Bypass

Flood Drainage

Mining/Quarries


Municipal

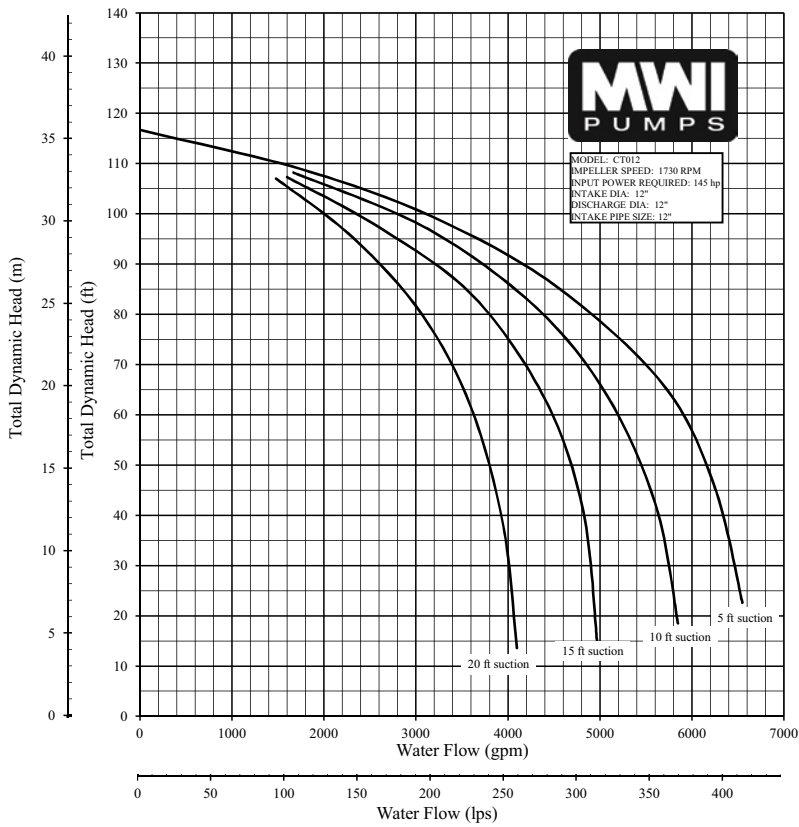
General Industrial

The PrimeRite™ is the perfect pump for contractors, pump rental companies, mining operators and general industrial or municipal use. The pump's oil-filled bearing box and a mechanical seal in an oil bath enable it to run dry all day long for up to 24 hours, making it the right choice for handling inconsistent flows found in sewage bypass pumping and job site dewatering. Units are completely self contained in either skid or trailer configurations with integral lifting bail, tie downs and fuel tank.

FEATURES

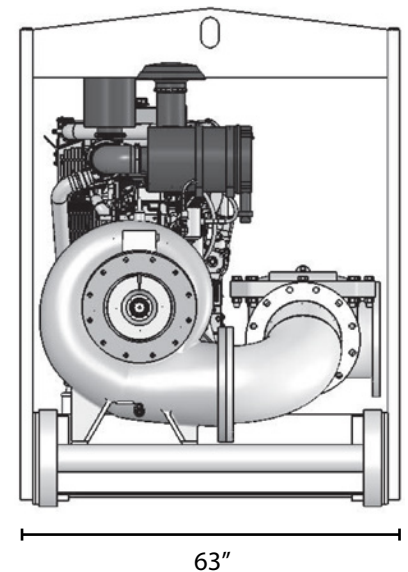
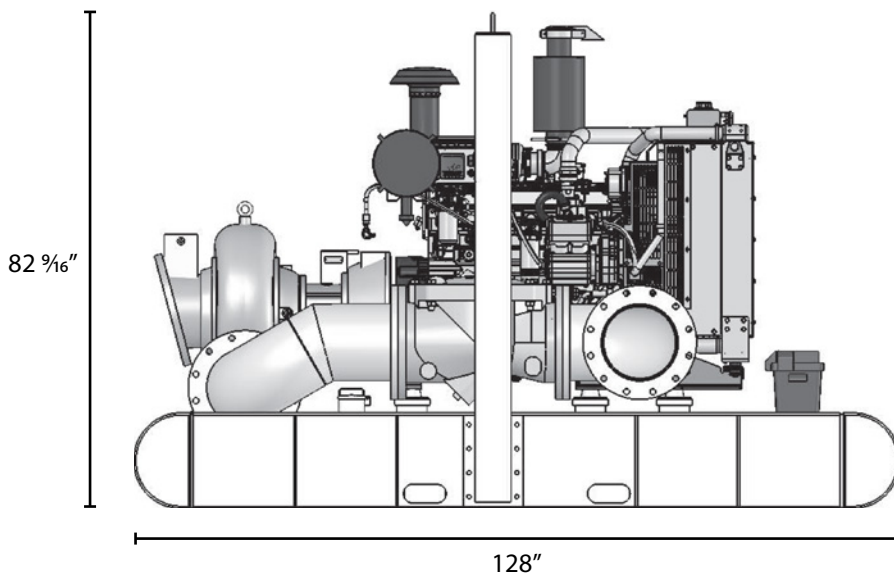
- "Enviro-Safe" priming system, designed for no product leakage
- Vacuum & discharge pressure gauge
- Lockable fuel cap
- Forklift slots (skid models)
- Manufactured in the USA
- Solids handling to 3 1/8"
- Integral 198 gallon fuel tank with gauge
- Skid or optional trailer-mounted
- Torsion bar axle
- DOT light kit available
- Hydraulic surge brakes standard, electric brakes available
- Front and rear stabilizing jacks
- 3" Lunette ring for pintle hitch – Other options available
- Engines – Caterpillar, Perkins, John Deere and Deutz available
- Heavy-duty truck tie downs
- Lifting bail
- Flexible flywheel coupling
- Volute drain
- 12" ANSI Pattern flanges – Suction and discharge
- Optional float activated, auto start/stop controls





MATERIALS & SPECIFICATIONS

- Max capacity: 6500 gpm, Max head: 115 ft.
- Impeller and wear plates: Abrasion resistant materials
- Pump casing: High-grade, spheroidal graphite (ductile) cast iron
- Shaft: Heat treated 1045 steel
- Compressor: Engine-driven, oil lubricated and water cooled
- Priming assembly: Stainless steel venturi
- Control panel: Tach and hour meter, including shutdowns for low oil pressure, high coolant temperature and overspeed
- Discharge non-return valve: Val-matic swing flex check valve
- Mechanical seal: Stainless steel with silicon carbide faces
- Weight of trailer mounted unit: 7500 lbs (dry)



MWI Pumps Headquarters

33 NW 2nd St | Deerfield Beach, FL 33441

Copyright © 2019 MWI Pumps | All rights reserved. Subject to change without notice.

Inquiries: 954-426-1500 | Fax: 954-426-8938 | Email: info@mwipumps.com | mwipumps.com