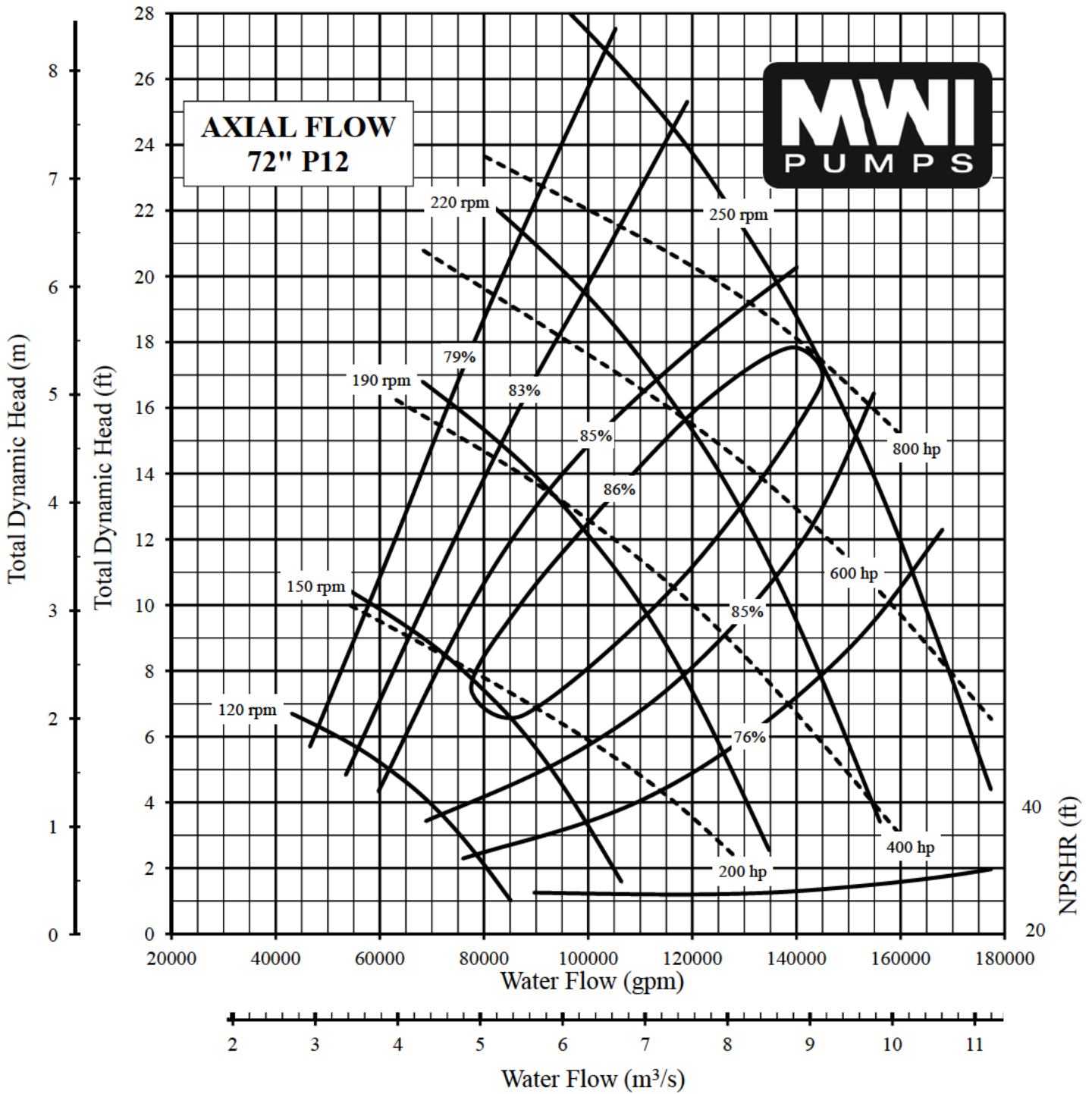


PUMP BOWL PERFORMANCE CURVE	
TYPE: AXIAL FLOW	PROPELLER DIA: 72"
MODEL NO: NC372P0	SPEED: As Noted
INTAKE DIA: 108"	DISCHARGE COLUMN DIA: 72"
CURVE NO.: VS372P0A	Ns: 9600 CODE: 0.50
SINGLE STAGE PERFORMANCE	
FOR TWO STAGES MULTIPLY HEAD AND HORSEPOWER BY 2.0 AND EFFICIENCY BY 1.0	
PERFORMANCE IS BASED ON PUMPING CLEAR, NON-AERATED WATER, WITH A SPECIFIC GRAVITY OF 1.0, TEMPERATURE 85 °F OR LESS AND AT SEA LEVEL. PUMP PERFORMANCE MAY BE AFFECTED BY HIGHER TEMPERATURES, SPECIFIC GRAVITY, ALTITUDES AND SUMP CONDITIONS	

IT IS HEREBY CERTIFIED THAT THIS CURVE REPRESENTS THE TRUE PERFORMANCE CHARACTERISTICS OF THE MWI PUMP MODEL SHOWN AND WAS OBTAINED BY SCALE MODEL TEST AND CALCULATIONS IN ACCORDANCE WITH STANDARDS OF THE HYDRAULIC INSTITUTE.

MWI CORPORATION
CERTIFIED BY

MWI CORPORATION
Deerfield Beach, Florida

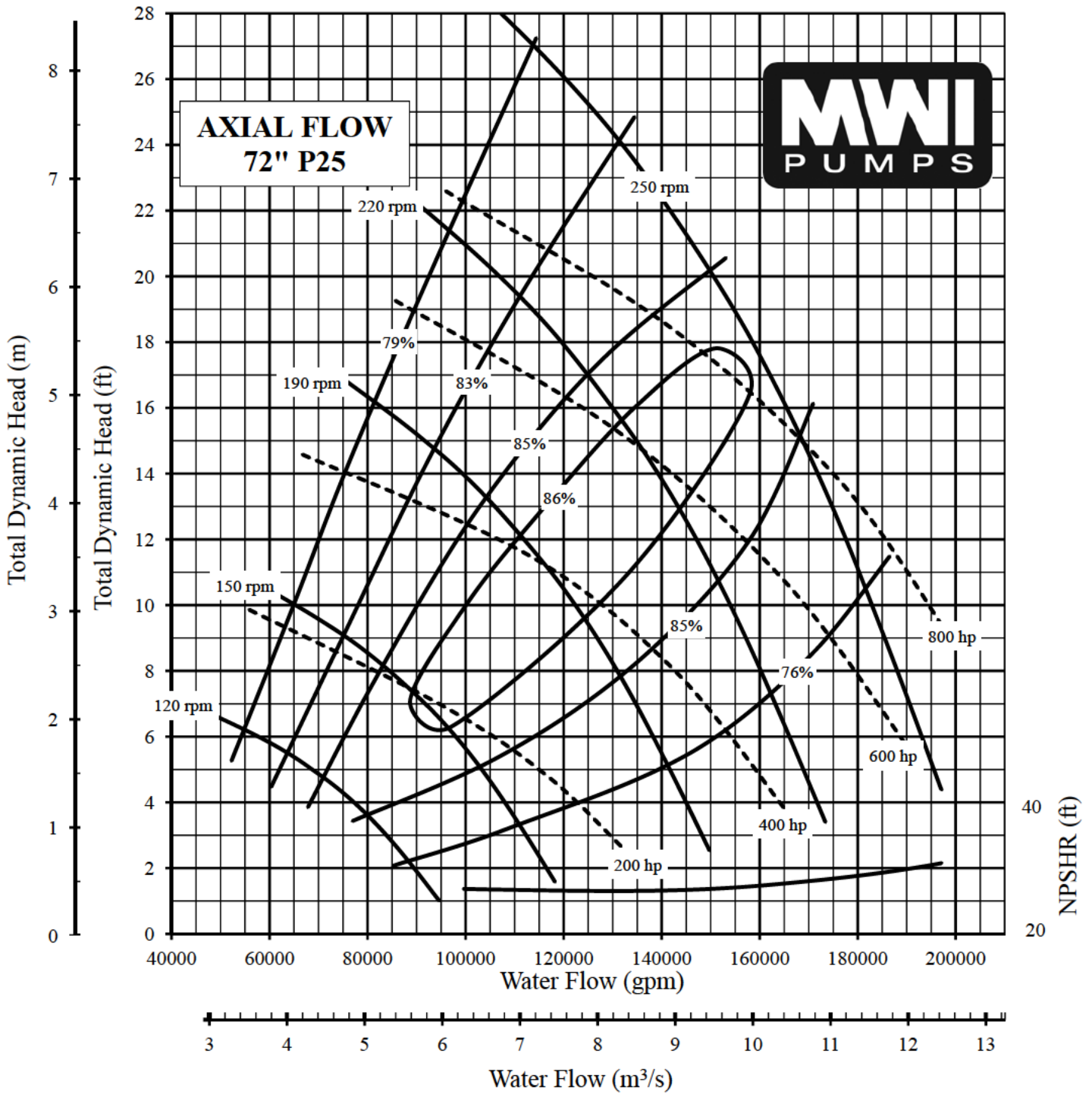


PUMP BOWL PERFORMANCE CURVE	
TYPE: AXIAL FLOW	PROPELLER DIA: 72"
MODEL NO: NC372P12	SPEED: As Noted
INTAKE DIA: 108"	DISCHARGE COLUMN DIA: 72"
CURVE NO.: VS372P12A	Ns: 10200 CODE: 0.50
SINGLE STAGE PERFORMANCE	
FOR TWO STAGES MULTIPLY HEAD AND HORSEPOWER BY 2.0 AND EFFICIENCY BY 1.0	
PERFORMANCE IS BASED ON PUMPING CLEAR, NON-AERATED WATER, WITH A SPECIFIC GRAVITY OF 1.0, TEMPERATURE 85 °F OR LESS AND AT SEA LEVEL. PUMP PERFORMANCE MAY BE AFFECTED BY HIGHER TEMPERATURES, SPECIFIC GRAVITY, ALTITUDES AND SUMP CONDITIONS	

IT IS HEREBY CERTIFIED THAT THIS CURVE REPRESENTS THE TRUE PERFORMANCE CHARACTERISTICS OF THE MWI PUMP MODEL SHOWN AND WAS OBTAINED BY SCALE MODEL TEST AND CALCULATIONS IN ACCORDANCE WITH STANDARDS OF THE HYDRAULIC INSTITUTE.

MWI CORPORATION
CERTIFIED BY

MWI CORPORATION
Deerfield Beach, Florida



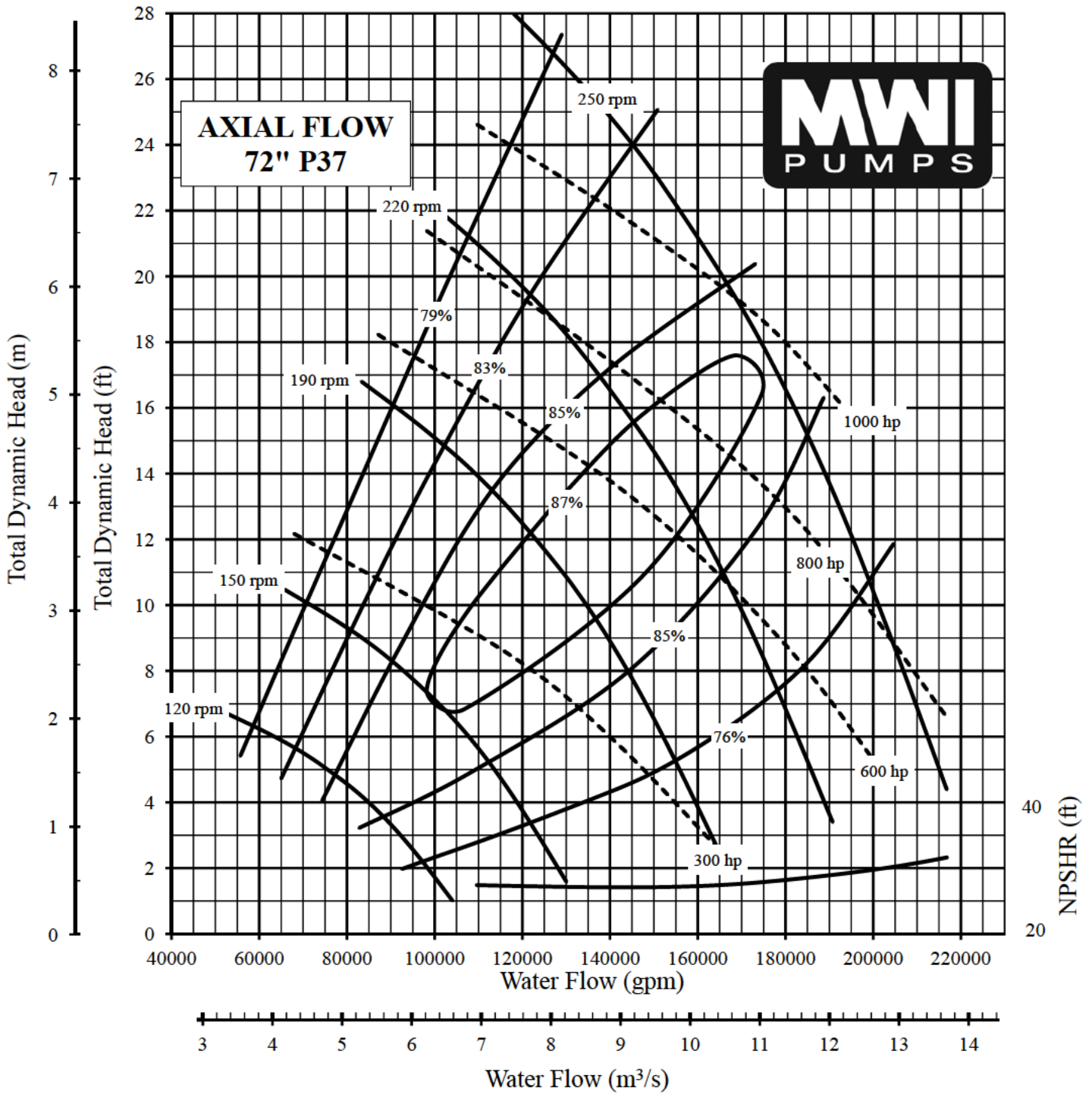
PUMP BOWL PERFORMANCE CURVE

TYPE: AXIAL FLOW	PROPELLER DIA: 72"
MODEL NO: NC372P25	SPEED: As Noted
INTAKE DIA: 108"	DISCHARGE COLUMN DIA: 72"
CURVE NO.: VS372P25A	Ns: 10900 CODE: 0.50

SINGLE STAGE PERFORMANCE
 FOR TWO STAGES MULTIPLY HEAD AND HORSEPOWER BY 2.0 AND EFFICIENCY BY 1.0
 PERFORMANCE IS BASED ON PUMPING CLEAR, NON-AERATED WATER, WITH A SPECIFIC GRAVITY OF 1.0, TEMPERATURE 85 °F OR LESS AND AT SEA LEVEL. PUMP PERFORMANCE MAY BE AFFECTED BY HIGHER TEMPERATURES, SPECIFIC GRAVITY, ALTITUDES AND SUMP CONDITIONS

IT IS HEREBY CERTIFIED THAT THIS CURVE REPRESENTS THE TRUE PERFORMANCE CHARACTERISTICS OF THE MWI PUMP MODEL SHOWN AND WAS OBTAINED BY SCALE MODEL TEST AND CALCULATIONS IN ACCORDANCE WITH STANDARDS OF THE HYDRAULIC INSTITUTE.





PUMP BOWL PERFORMANCE CURVE	
TYPE: AXIAL FLOW	PROPELLER DIA: 72"
MODEL NO: NC372P37	SPEED: As Noted
INTAKE DIA: 108"	DISCHARGE COLUMN DIA: 72"
CURVE NO.: VS372P37A	Ns: 11300 CODE: 0.50
SINGLE STAGE PERFORMANCE	
FOR TWO STAGES MULTIPLY HEAD AND HORSEPOWER BY 2.0 AND EFFICIENCY BY 1.0	
PERFORMANCE IS BASED ON PUMPING CLEAR, NON-AERATED WATER, WITH A SPECIFIC GRAVITY OF 1.0, TEMPERATURE 85 °F OR LESS AND AT SEA LEVEL. PUMP PERFORMANCE MAY BE AFFECTED BY HIGHER TEMPERATURES, SPECIFIC GRAVITY, ALTITUDES AND SUMP CONDITIONS	

IT IS HEREBY CERTIFIED THAT THIS CURVE REPRESENTS THE TRUE PERFORMANCE CHARACTERISTICS OF THE MWI PUMP MODEL SHOWN AND WAS OBTAINED BY SCALE MODEL TEST AND CALCULATIONS IN ACCORDANCE WITH STANDARDS OF THE HYDRAULIC INSTITUTE.

MWI CORPORATION
CERTIFIED BY

MWI CORPORATION
Deerfield Beach, Florida